

Summer Enrollment Report
AY0708



Office of Institutional Research
August, 2008

Table of Contents

Chart	Title	Page
1	Total University Enrollment, AY7008	3
2	Spring Enrollment	3
3	Total Summer Enrollment	4
4	Summer Enrollment by Ethnicity	4
5	Undergraduate degrees awarded by discipline	6
6	Graduate degrees awarded by discipline	7

Summer Enrollment

Chart 1

Total University Enrollment, AY0708

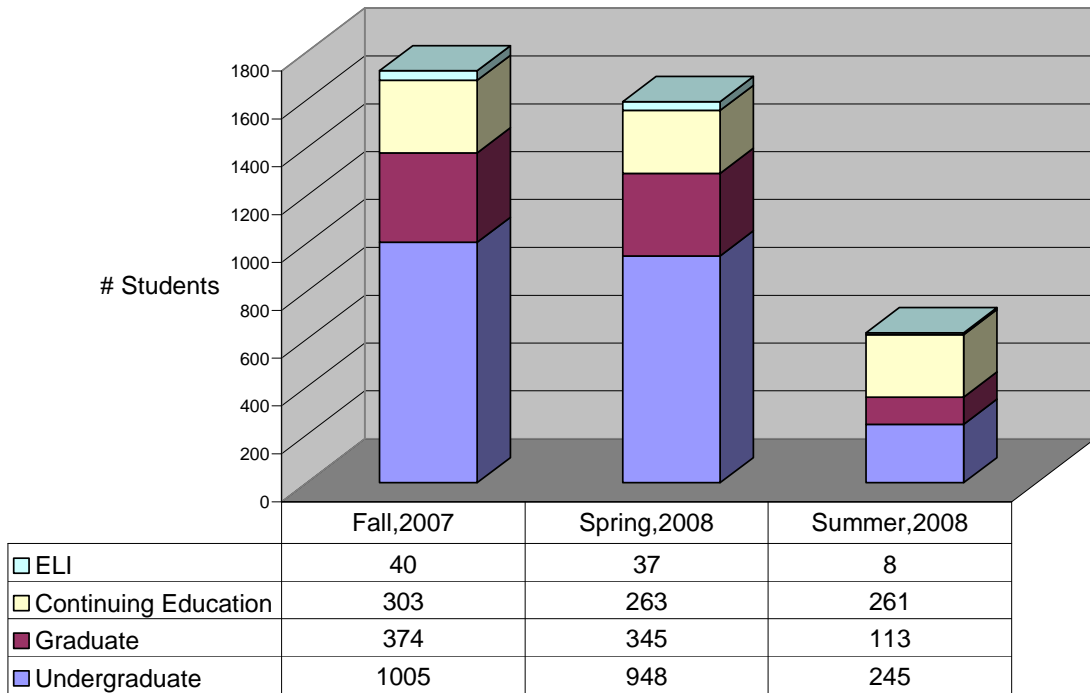


Chart 2

Spring Enrollment

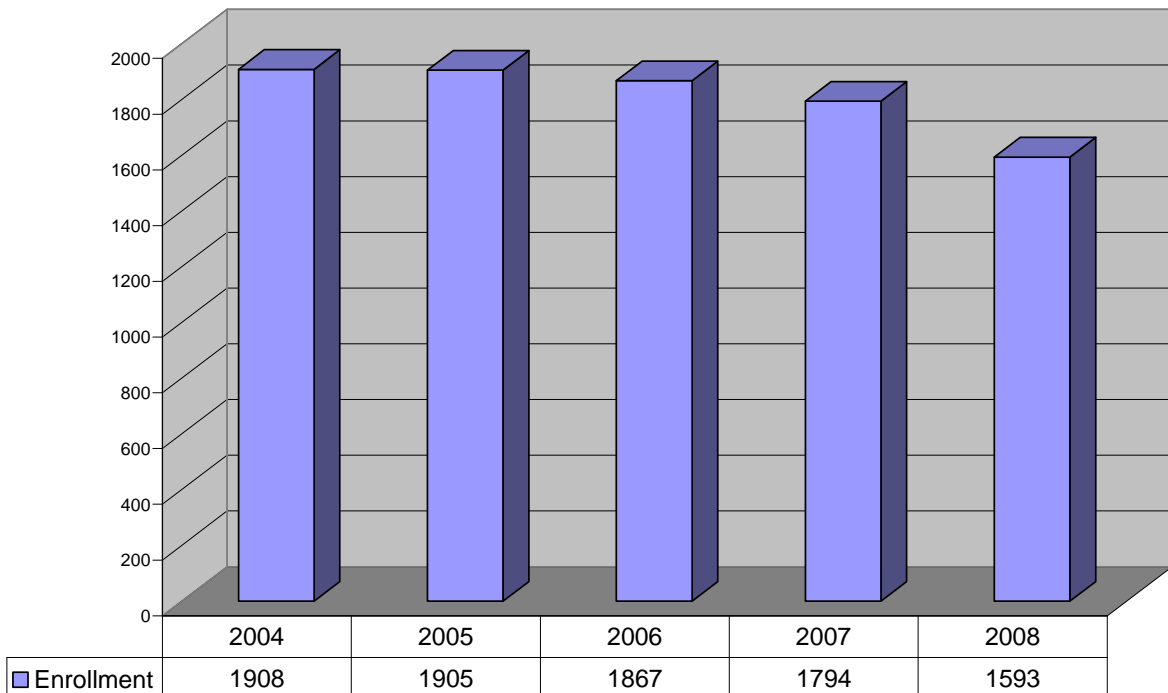


Chart 3

Total Summer Enrollment

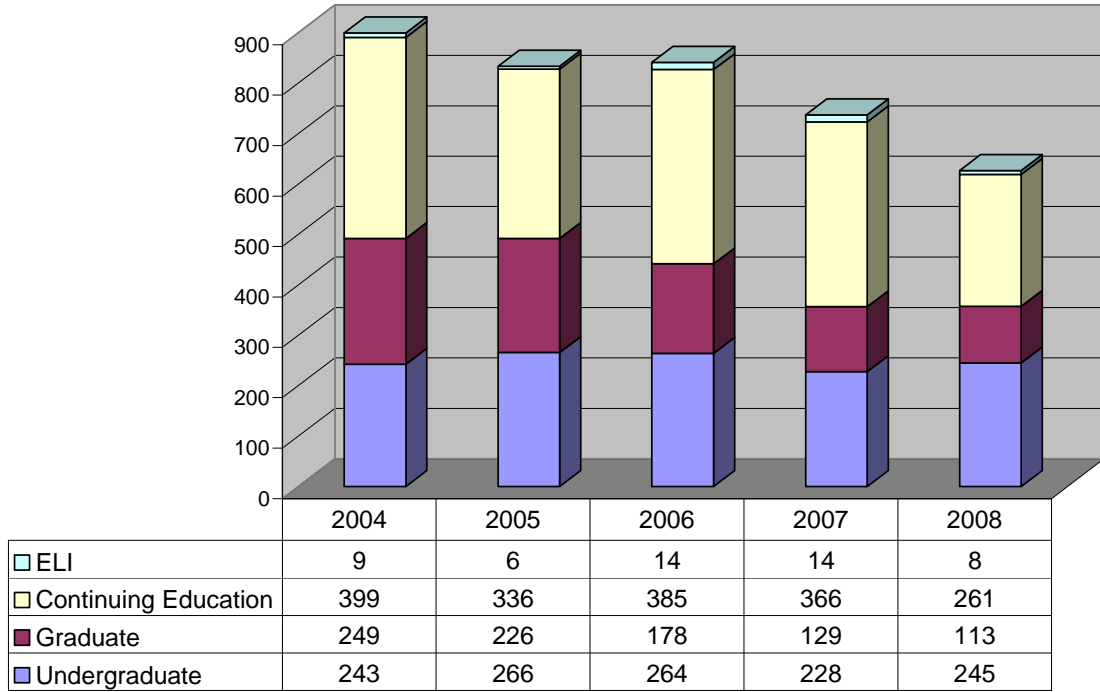
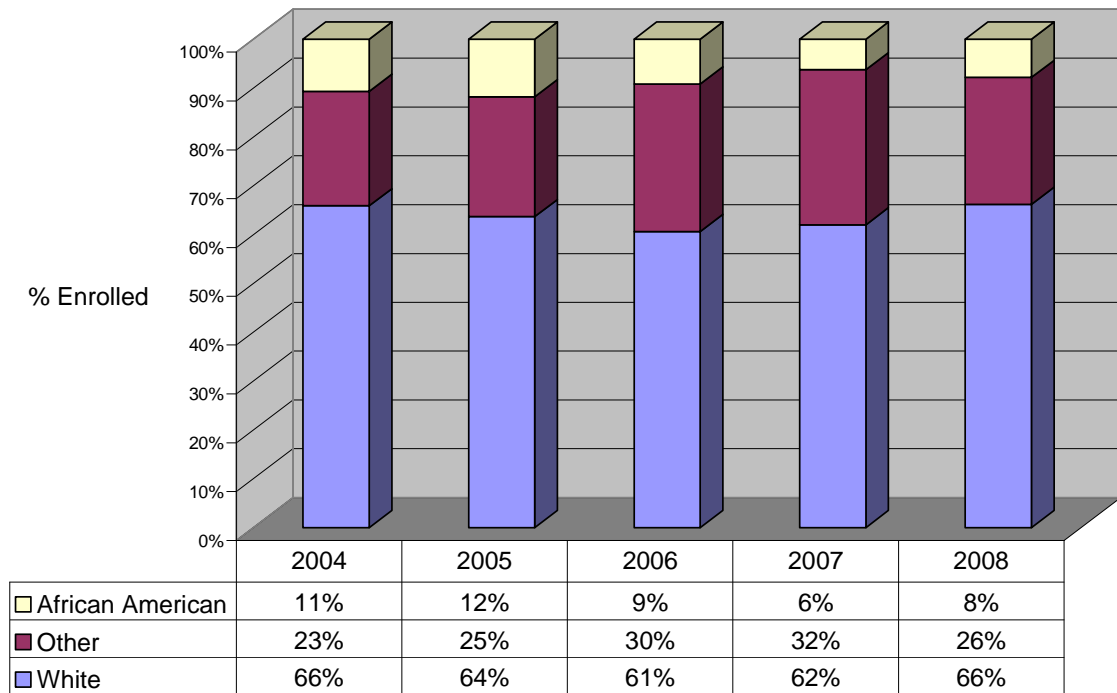


Chart 4

Summer Enrollment by Ethnicity



Performance Indicators

Chart 5
Undergraduate degrees awarded by discipline

	2003	2004	2005	2006	2007
Accounting (ACCT)	6	9	7	7	5
American Sign Language (ASL)	8	6	6	9	1
Art (ART)	11	15	8	6	2
Biology - BA (BIO)	5	2	5		1
Business Administration (BUSAD)	9	12	14	20	7
Chemistry - BA (CHEM)			1		
Chemistry - BA (CHEM2)	1				
Communication Studies (COMM)	18	17	22	16	17
Computer Information Systems (CIS)	1	4	2	4	1
Computer Science - BA (CSCI)	2				2
Deaf Studies (DEAF)	5	8	2	7	4
Digital Media (ART-DM)			1	2	1
Economics & Finance (ECOFIN)		3	3	1	
Economics (ECO)				1	
Education (EDU)	10	7	6	8	6
English (ENG)	4	6	4	2	2
Family & Child Studies (FAM)	16	11	13	14	12
Finance (FIN)				1	
French (FRE)		1	1		
Government (GOV)	2	9	5	7	2
Graphic Design (ART-GD)			3	5	2
History (HIS)	5	5	4	5	4
Interpretation - BA (INTBA)					2
Mathematics - BA (MATH)	3	3	3	3	3
Philosophy (PHI)	1	1		1	
Physical Education (PED)		7	1	3	17
Physical Education (PHYS ED)	4				
Psychology (PSY)	17	9	8	13	11
Recreation and Leisure Studies (REC)		3	5	6	
SDM:DeafEd in an Int'l Context (SDMEDU4)					1
Self Directed: Religion (SELFDIRREL)	1				
Self-Directed: Art Therapy (SDMART1)		1			
Self-Directed: Audio & Comm (SDMCOM1)			1		
Self-Directed: Edu and Deaf St (SDMEDU1)		1			
Self-Directed: Psy of Exp Arts (SDMPSY1)			1		
Self-Directed:LA Higher Edu (SDMEDU2)					1
Social Work (SWK)	9	16	9	14	3
Sociology (SOC)	5	3	8	7	7
Spanish (SPA)	3	3	2	1	
Studio Art (ART-SA)			3	4	1
Television and Photography (TVP)	1	1	3	1	1
Theatre Arts (THE)	1	4	2	1	4
Biology - BS (BIOBS)	2		2	7	2
Chemistry - BS (CHEMBS)	1				7
Computer Science - BS (CSCIBS)	1	2	1		1
Mathematic - BS (MATHBS)	1		2	2	
Unknown	1				2
Grand Total	154	169	158	178	132

Chart 6
Graduate degrees awarded by discipline

	2003	2004	2005	2006	2007
Certificate Prgrm in Deaf Hist (CERT-HIS)			1	1	
Clinical Psychology (CLINIC PSY)	6	5	3	1	1
Developmental Psychology (DEVPSY)	10	5	7	6	6
Psychology (PSYCHMA)	1	5	1	5	4
School Psychology (SCHOOL PSY)	6	3	9	5	4
Master of Social Work (SOCIAL WRK)	4	3	11	6	16
School Social Work (SCHSWK)	7	4	5	9	1
Audiology PhD (AUDPH)			1		1
Deaf Ed: ASL/English Bilingual (ASL/ENG)				3	4
Int'l Development Certicate (CERT_INTLD)		6			
Non-Clinical Masters in HSL (HSLNC)	1	1	7		
Doctorate - Audiology (AUD)	5	9	7	5	1
Audiology MS (AUDMS)			5	6	9
Deaf Studies (DST)	6	12	7	12	10
MA Linguistics (LINGUISTIC)	6	8	11	5	6
Linguistics PHD (LIN PHD)		1	2		
MA Interpretation (INTERPRET)	10	6	6	2	
MS Speech-Language Pathology (SLP)	12	12	12	10	11
Administration (ADMIN)	6	10	5	4	3
Edn Specialist in Admin &Super (ADM & SUPV)		5	1		
Deaf Education - Secondary MA (SECONDARY)		1	3	1	1
Specialist in Deaf Education (EDS DEAFED)		1	1	1	
PhD Deaf Education (PHD DEAFED)	2	1	1	3	1
Deaf Edu: Advanced Studies (ADVAN STUD)	1	2	1		
Deaf Edu-Multiple Disabilities (MULTI)	4	2	8		
MA Family-Centered Early Edn (FCCE)	5	5	2	5	4
GC-Integrating Tech I/T Class (CERT-ITC)		6			
Leisure Services Admin MS (LSA)	3	2	2	3	1
Deaf Education - Elementary MA (ELEMENTARY)	5	8	8	1	3
Certificate of Management (CERT-MGMT)	2		2		1
MA Mental Health Counseling (MH COUNSEL)	15	5	10	8	6
MA School Counseling&Guidance (SCHOOL COU)	13	13	6	13	5
Doctorate in Special Edn Admin (SPEDNADM)	3	4	1	1	3
Special MA Programs in Deaf Ed (SPECIAL MA)	9	5	4	5	3
Unknown			7	5	7
Grand Total	142	150	157	126	112